

IDPA Classifier 2017 01/28/2017

Rules

The Classifier Match

Only current IDPA-affiliated clubs may run Classifiers and only current IDPA members may shoot the Classifier. New shooters that have applied for IDPA membership, but do not yet have an IDPA number may shoot the Classifier and the results will be held by the Match Director until the shooter receives a membership card.

Only the Match Director and Certified SOs specifically designated by the MD or Club Contact can hold a Classifier match for one person or several squads as needed. However, an MD or SO may not run the Classifier for him/herself. Every IDPA-affiliated club must run the Classifier as one of their monthly matches at least once per year. To accommodate local shooters that want to shoot Sanctioned Matches, holding more than one Classifier per year is recommended.

The Classifier must be shot as a single seventy-two(72) round match, shot all in one day to the best of one's ability. It is permissible to allow reshoots of a whole stage due to equipment problems and/or shooter mental errors for the purpose of accurate Classification as long as the reshoot occurs on the same day as the rest of the Classifier. However, no reshoots of individual strings of fire are permitted. If the Classifier is part of a scored match with other IDPA stages or the shooter is trying to attain a six firearm award, no reshoots are permitted.

During the Classifier only, shooters may load to division capacity, or fully load their normal IDPA compliant magazines, or load to any count sufficient to complete a string as required. The two strings that require downloading must use the exact loading specified.

A concealment garment is optional for the Classifier.

The start position for all strings is standing erect with hands naturally at sides.

A Bianchi barricade is 72" tall and 24" wide (1.8 meters x 0.6 meters.)

Barrels are stacked two high and the fault lines run perpendicular to the targets 3.5' feet off the centerline on each side.

Stage 1

Start Position

Shooter Position 1

24 rounds total All Shot from P1

Stage Procedure

String 1 (12 shots): Load exactly 6 rounds in the firearm. Draw and fire 2 shots to each body, re-load from slide-lock and fire 2 shots at each head.

String 2 (6 shots): Draw and fire 2 shots at each target strong hand only.

String 3 (6 shots): Start with firearm in weak hand, pointed down range at a 45 degree down angle, safety may be off but the trigger finger must be out of trigger guard. Fire 2 shots at each target weak hand only.

Stage 2

Start Position

Shooter Position 2, Shooter Position 3

The start position for all strings is standing erect with hands naturally at sides.

Stage Procedure

String 1 (12 shots): Load exactly 6 rounds total in the firearm at P2. Start back to the target, turn, draw and fire 2 rounds to each target, re-load from slide-lock and fire 2 more shots at each target.

String 2 (6 shots): From the 10 yard line (P2), draw and fire 2 shots at each target while moving forward. Do not cross the line at P3.

String 3 (6 shots): From the 5 yard line (P3), draw and fire 2 shots at each target while retreating from the targets.

Stage 3

Start Position

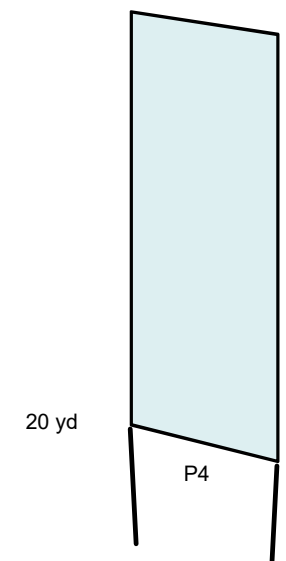
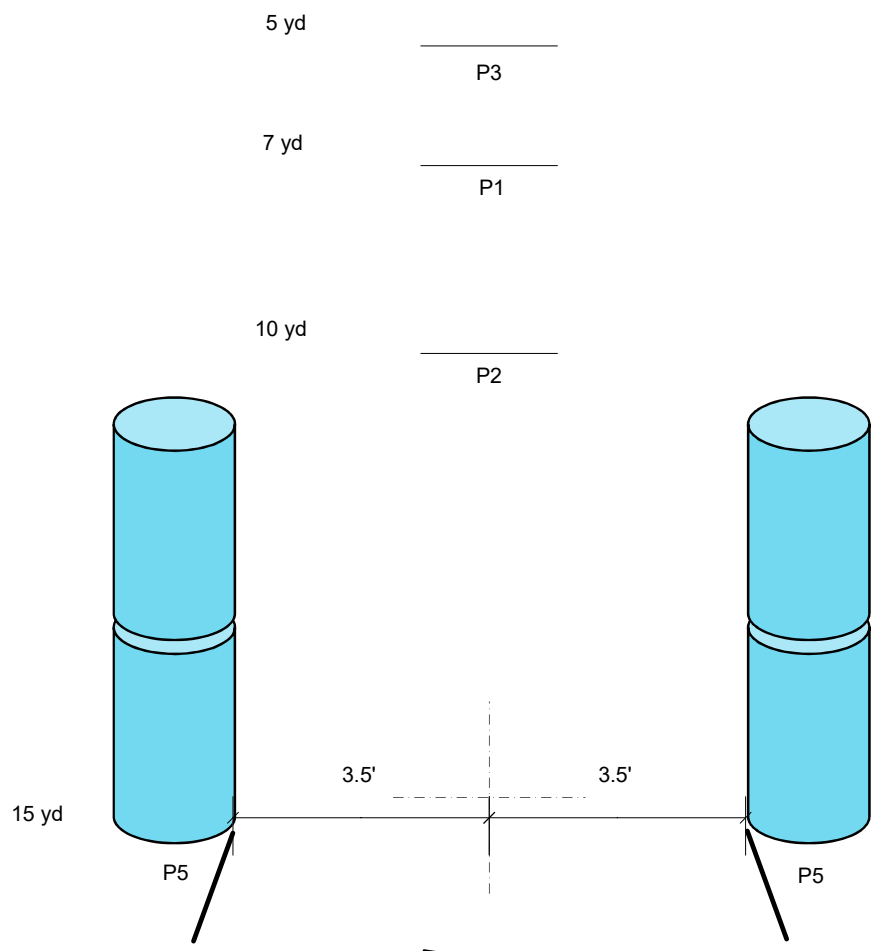
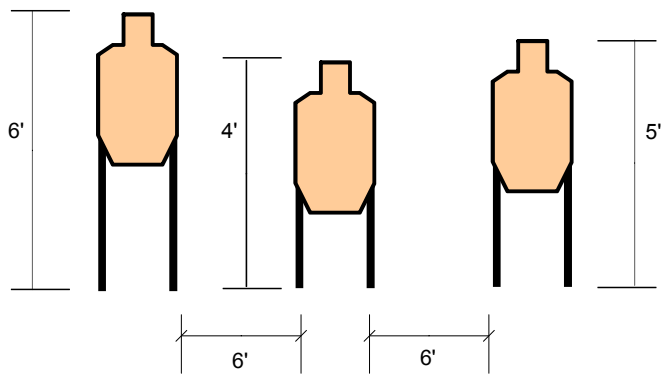
Shooter Position 4, Shooter Position 5

The start position for all strings is standing erect with hands naturally at sides.

Stage Procedure

String 1 (12 shots): Load exactly 6 rounds total in the firearm at P4. Draw and fire 2 shots at each target using from either side of the barricade, re-load from slide-lock using cover, advance to barrels at the 15 yard line (P5) and fire 2 shots at each target using cover shooting inside of the barrels on either side. Shooters choice. Shooter may not shoot around outside of barrels without incurring a penalty Per 5.1

String 2 (12 shots): Load exactly 6 rounds total in the firearm at P5. Draw and fire 2 shots at each target using cover from inside of the barrels, re-load from slide-lock using cover, move to the opposite barrels and fire 2 shots at each target using cover from inside the barrels. Shooter may not shoot around outside of barrels without incurring a penalty Per 5.1



Standard Method

| Times for: | CDP | ESP | CO | SSP | CCP | REV | BUG | PCC |
|----------------------|--------------------------|--------------------------|--------------------------|--------------------------|--------------------------|--------------------------|--------------------------|------------------------|
| Master (MA) | 75.00 or less | 72.00 or less | 72.00 or less | 73.00 or less | 78.00 or less | 83.00 or less | 89.00 or less | 45.00 or less |
| Expert (EX) | 75.01 thru 100.00 | 72.01 thru 95.00 | 72.01 thru 95.00 | 73.01 thru 96.00 | 78.01 thru 103.00 | 83.01 thru 110.00 | 89.01 thru 118.00 | 45.01 thru 56.25 |
| Sharpshooter (SS) | 100.01 thru 150.00 | 95.01 thru 140.00 | 95.01 thru 140.00 | 96.01 thru 142.00 | 103.01 thru 155.00 | 110.01 thru 165.00 | 118.01 thru 177.00 | 56.26 thru 67.50 |
| Marksman (MM) | 150.01 thru 240.00 | 140.01 thru 225.00 | 140.01 thru 225.00 | 142.01 thru 232.00 | 155.01 thru 248.00 | 165.01 thru 263.00 | 177.01 thru 283.00 | 67.51 thru 78.75 |
| Novice (NV) | 240.01 or greater | 225.01 or greater | 225.01 or greater | 232.01 or greater | 248.01 or greater | 263.01 or greater | 283.01 or greater | 78.75 or greater |

Effective as of Dec 1st, 2018